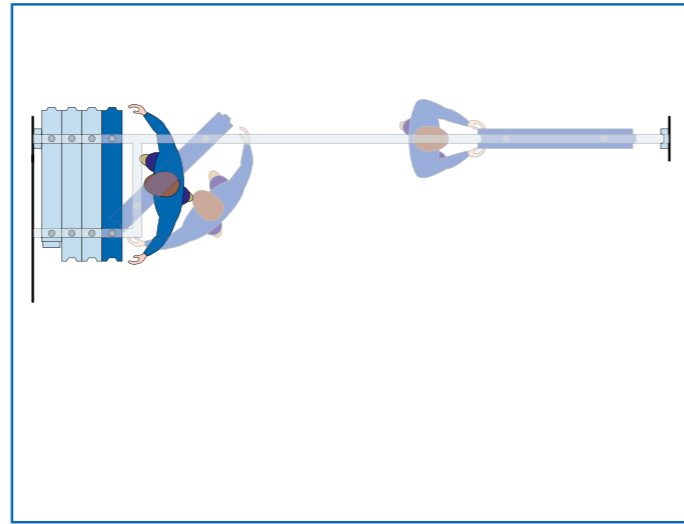


# Stacking Arrangements



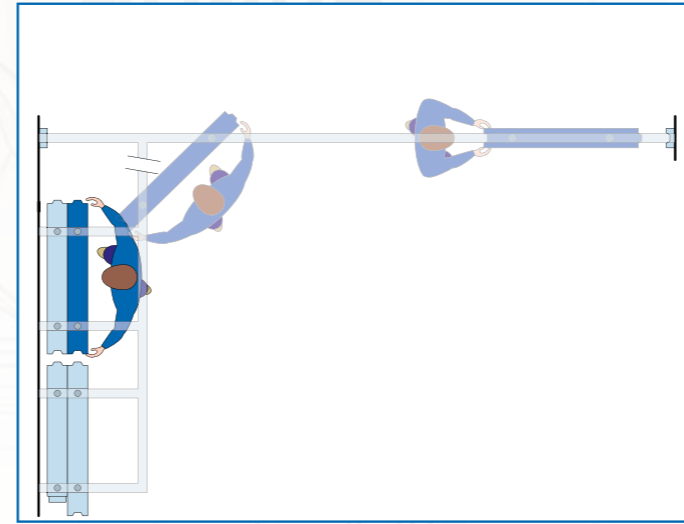
**M1 - Single Point Central Stack.**

Each panel runs along the head track on a single, central carriage. Panels can turn freely and are stacked at one end centrally to the track



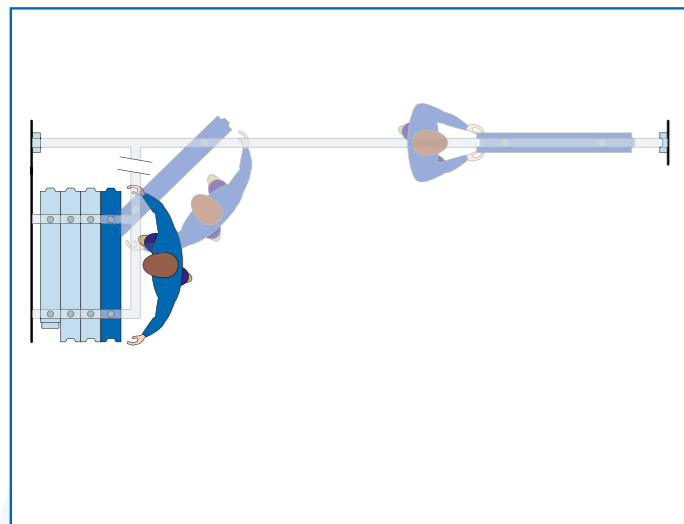
**M2 - Twin Point Offset Stack.**

Each panel runs along the head track on two carriages. Panels do not turn freely but are controlled by both carriages to positively line up with the stacking area.



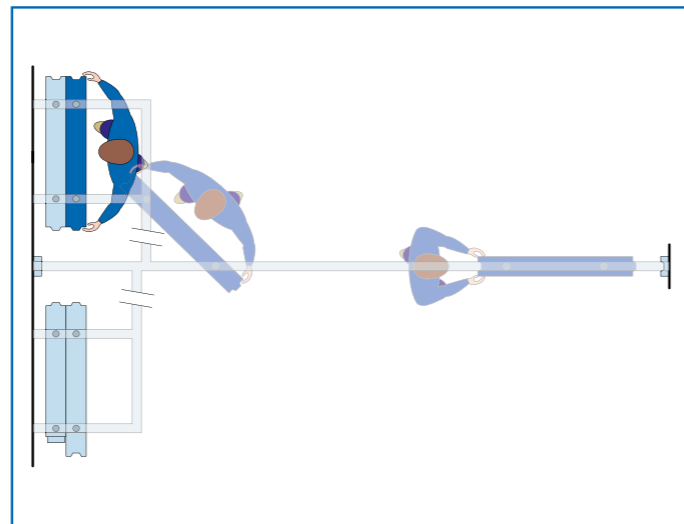
**M5 - Twin Point Dual Remote Stack.**

Another variation of the dual stack layout, this time using a double stack offset to one side.



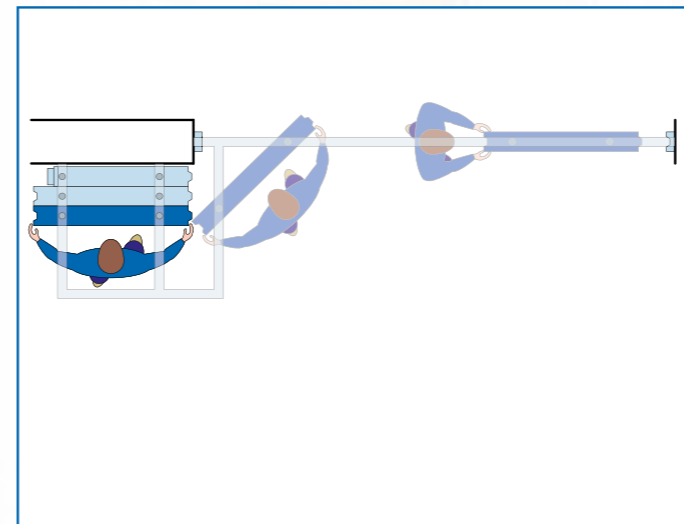
**M3 - Twin Point Remote Offset Stack.**

Similar to the M2 stacking layout but there is a branch track between the main line and first stack leg. The branch track length can be adjusted to suit site conditions.



**M4 - Twin Point Dual Remote Split Stack.**

Dual remote stacks can be used to maximise room space and reduce depth of panel stacks.



**M6 - Bespoke Stacking Arrangements.**

Tailored arrangements can be agreed with our technical team.

