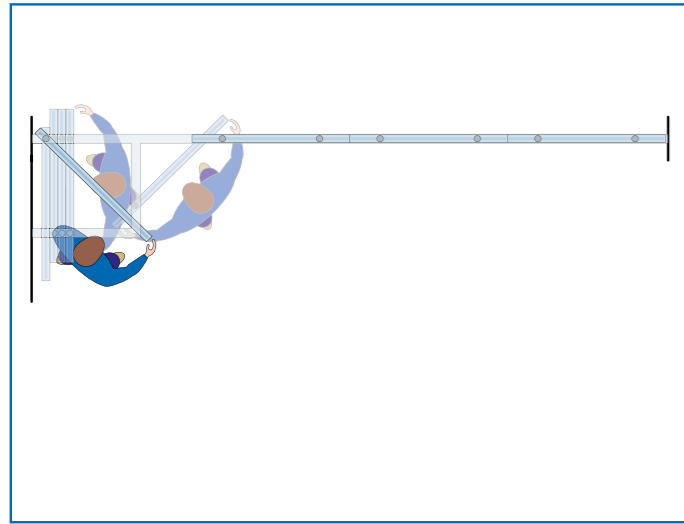



# Stacking Arrangements



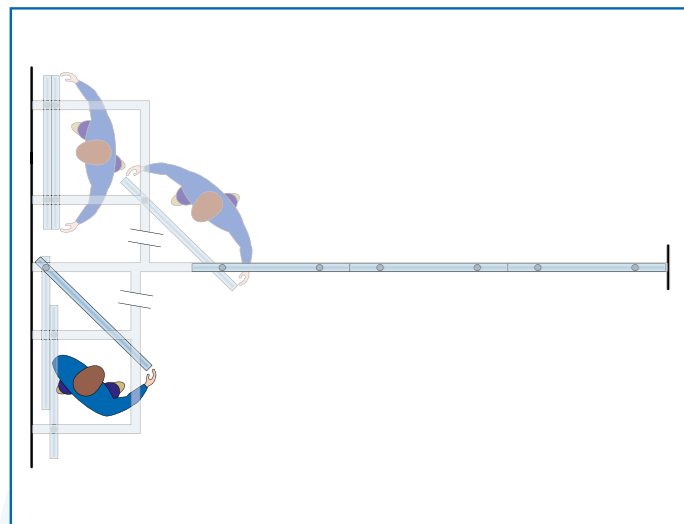
**MC1 - Twin Point Offset Stack.**

Each panel runs along the head track on two carriages. Panels do not turn freely but are controlled by both carriages to positively line up with the stacking area.



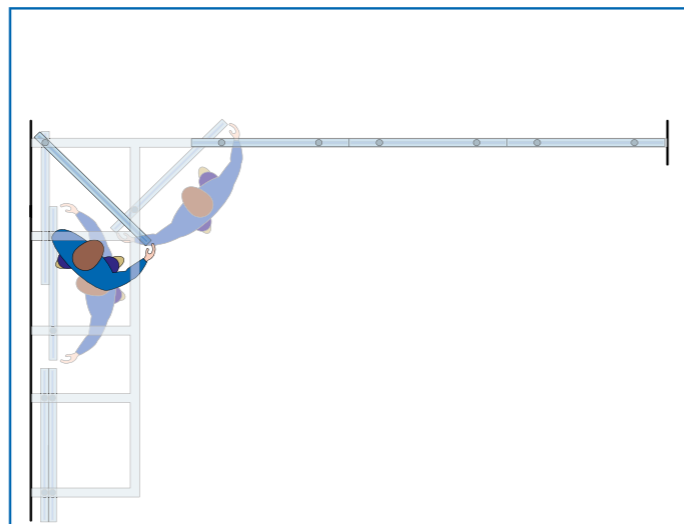
**MC2 - Twin Point Remote Offset Stack.**

Similar to the M2 stacking layout but there is a branch track between the main line and first stack leg. The branch track length can be adjusted to suit site conditions.



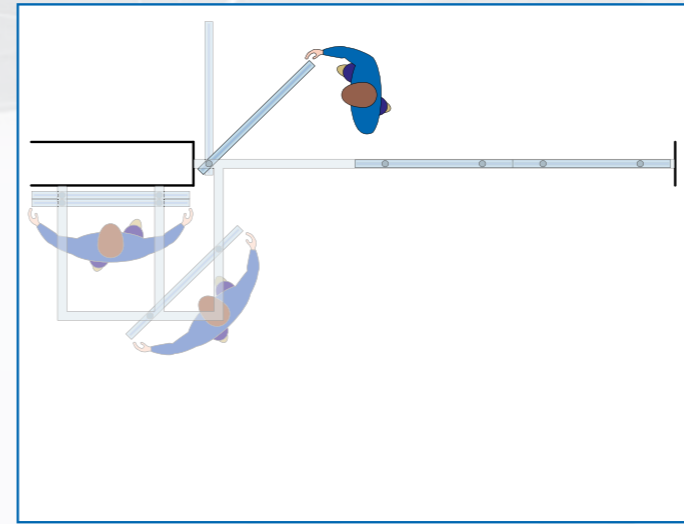
**MC3 - Twin Point Dual Remote Split Stack.**

Dual remote stacks can be used to maximise room space and reduce depth of panel stacks.




**MC4 - Twin Point Dual Remote Stack.**

Another variation of the dual stack layout, this time using a double stack offset to one side.



**MC5 - Bespoke Stacking Arrangements.**

Tailored arrangements can be agreed with our technical team.



**MCF1 - Single Point Centre Fold.**

Each panel runs along the head track on a single, central carriage. Each panel is hinged to the next and are stacked at one end centrally to the track. The system pulls out from one side to close off the opening, with the lead panel being an active pass door.

