

5.5 X 50 timber screw or similar variant

5.5 X 25 self drill/tap screw with 8mm hex head, c/w white dome cap to finish

100 x 50 PSE Timber or the equivalent sized construction plywood to be fitted by others for us to obtain an appropriate screw fix for head guide track support.

If the head guide track is to be fitted to a 'drop in ceiling' grid, the easiest way is to cut 500 x 500 (or given tile size) squares of construction plywood and then lay in on top of the ceiling tiles.

85.00
(Nominal/Adjustable)

100.00



Operable Wall Systems
Greenacres, Flaunden Lane,
Belsize, Hertfordshire. WD3 4NS
01923 244 258

SYSTEM: MonoFold

TITLE:
Head Details For MonoFold
D System

DRAWING NO: MFHD D

REV: 2.0 DATE: 13.06.22

DRAWING BY: Chris Hardey

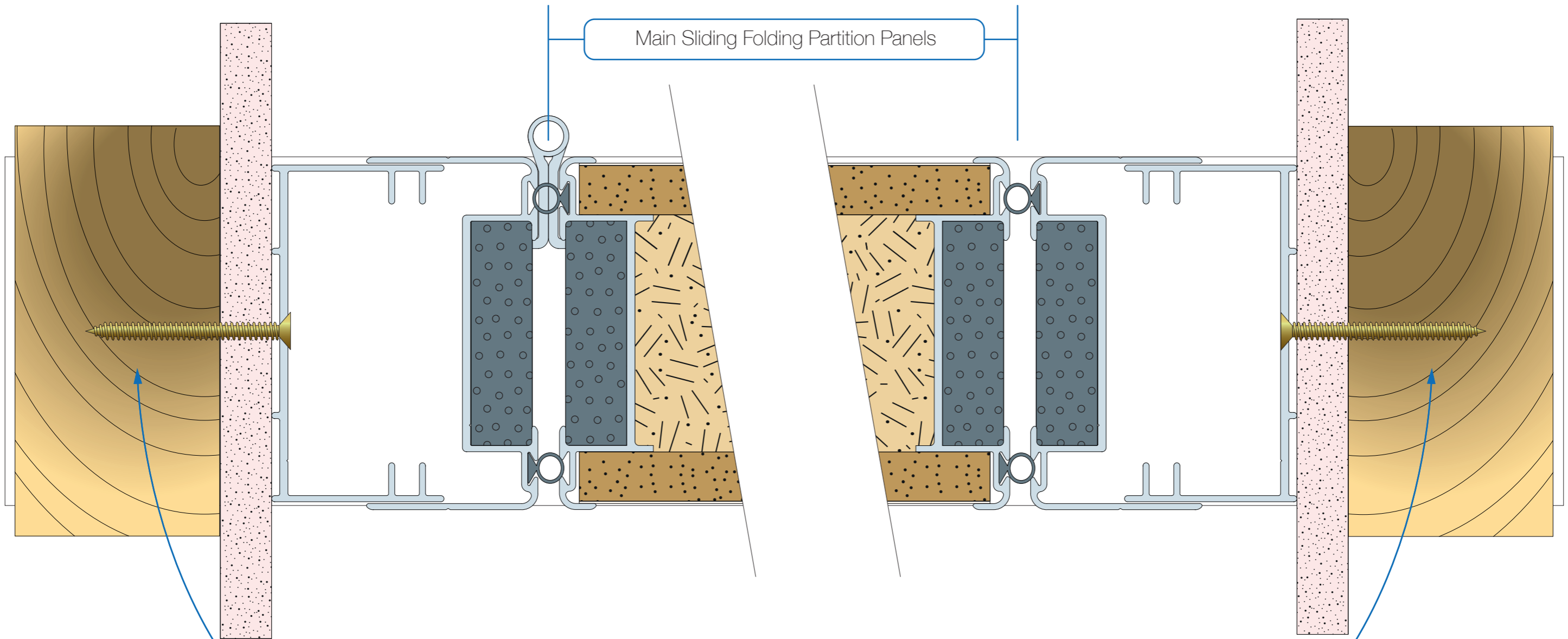
SCALE: 1:1 @ A3

The information contained within this drawing is Confidential, and remains the sole property of Monowa Operable Wall Systems Ltd
COPYRIGHT Monowa Operable Wall Systems Ltd © 2022

MonoFold D Head Guide Track Fixing Detail

INDICATIVE DRAWING

Main Sliding Folding Partition Panels



100 x 50 PSE Timber or the equivalent sized construction plywood to be fitted by others for us to obtain an appropriate screw fix for head guide track support.

5.5 X 50 timber screw or similar variant (length dependent on wall surface build up)



Operable Wall Systems

Greenacres, Flaunden Lane,
Belsize, Hertfordshire. WD3 4NS
01923 244 258

SYSTEM: MonoFold D

TITLE:
Wall Abutment and Grounds
Details Into Timber

DRAWING NO: MFAD TPW

REV: 2.0 **DATE:** 15.07.22

DRAWING BY: Chris Hardey

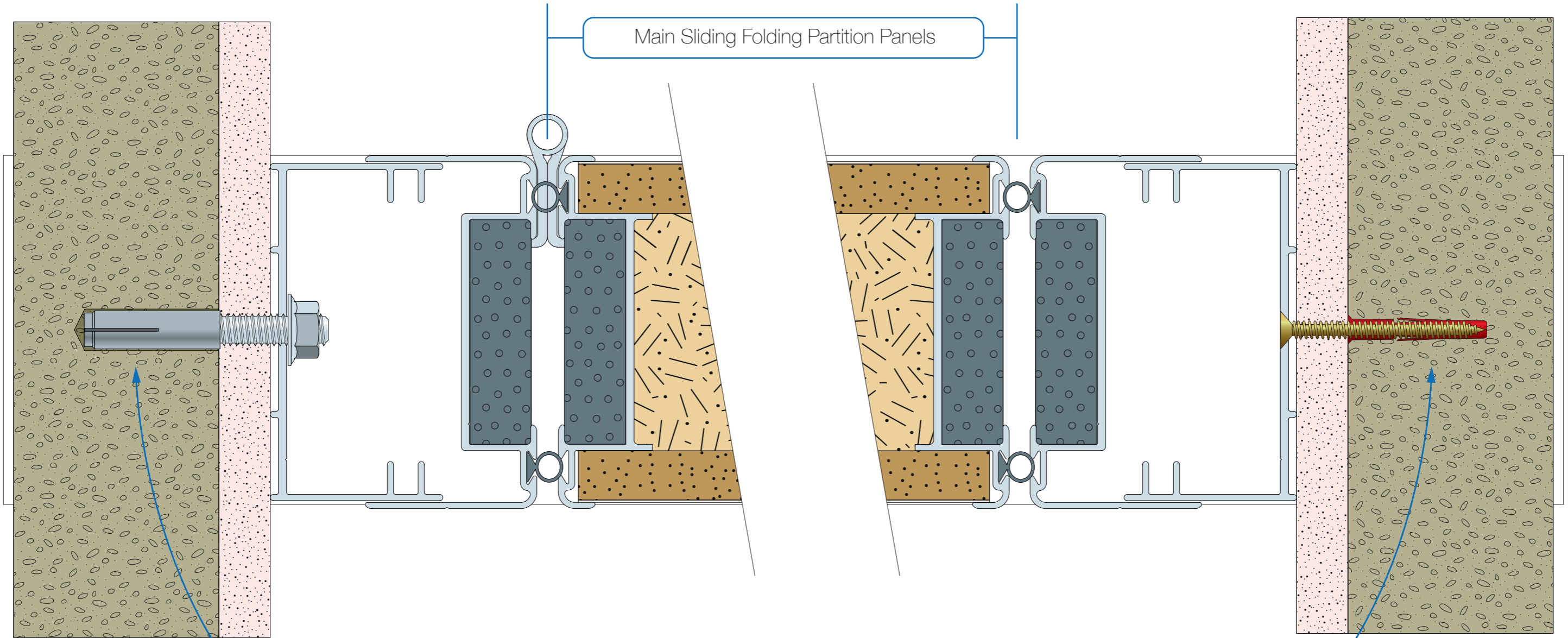
SCALE: 1:1 @ A3

The information contained within this drawing is
Confidential, and remains the sole property of
Monowa Operable Wall Systems Ltd
COPYRIGHT Monowa Operable Wall Systems Ltd © 2022

MonoFold D

Wall Abutment and Grounds Details into Timber

Main Sliding Folding Partition Panels



Operable Wall Systems

Greenacres, Flaunden Lane,
Belsize, Hertfordshire. WD3 4NS
01923 244 258

SYSTEM: MonoFold D

TITLE:

Wall Abutment and Grounds
Details into Concrete blockwork

DRAWING NO: MFAD CBW

REV: 2.0

DATE: 15.07.22

DRAWING BY: Chris Hardey

SCALE: 1:1 @ A3

RawlPlug® R-DCA Wedge Anchors with
M8 x 50 studs and nuts

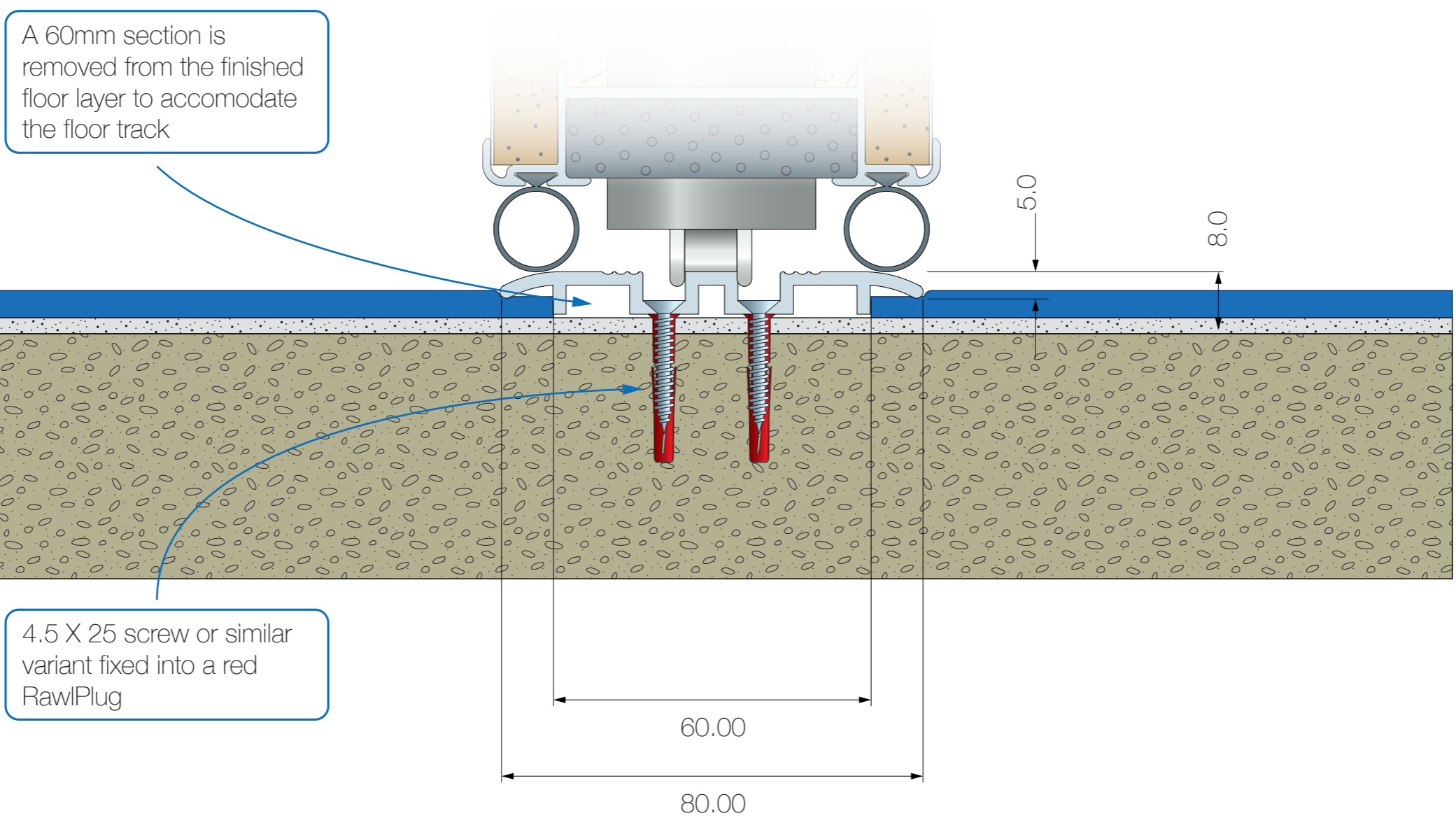
or

5.5 X 50 timber screw or similar variant
(length dependent on wall surface build up)

The information contained within this drawing is
Confidential, and remains the sole property of
Monowa Operable Wall Systems Ltd
COPYRIGHT Monowa Operable Wall Systems Ltd © 2022

MonoFold D

Wall Abutment and Grounds Details into Concrete Blockwork



Operable Wall Systems
 Greenacres, Flaunden Lane,
 Belsize, Hertfordshire. WD3 4NS
 01923 244 258

SYSTEM: MonoFold D

TITLE:
 Straight Fix Into Screed For
 MonoFOld D System

DRAWING NO: MFHD D

REV: 2.0 **DATE:** 15.07.22

DRAWING BY: Chris Hardey

SCALE: 1:1 @ A3

The information contained within this drawing is Confidential, and remains the sole property of Monowa Operable Wall Systems Ltd
 COPYRIGHT Monowa Operable Wall Systems Ltd © 2022

MonoFold D Floor Track Fixing Detail

INDICATIVE DRAWING